


**2010 MHSAA LP Division 2 Girls Tennis Finals
Michigan State Univ. - June 4-5**

Final Standings

1. Bloomfield Hills Marian (BM) - 28
1. Grand Rapids Forest Hills Northern (FHN) - 28
3. Traverse City Central (TCC) - 22
4. Birmingham Seaholm (BS) - 19
5. Bloomfield Hills Andover (BHA) - 18
6. Farmington Hills Mercy (FHM) - 16
7. Okemos (OK) - 14
8. North Farmington (NF) - 13
9. Mattawan (MAT) - 10
10. Wyandotte Roosevelt (WR) - 9
11. Portage Northern (PN) - 7
12. Allen Park (AP) - 5
12. Dexter (D) - 5
12. Flushing (FLU) - 5
12. Holly (H) - 5
12. Rochester Adams (RA) - 5
17. Grosse Pointe North (GPN) - 4
18. Mason (MAS) - 2
18. Zeeland East (ZE) - 2
20. Berkley (B) - 1
20. Fenton (FEN) - 1
20. Lowell (L) - 1
23. Ortonville-Brandon (OB) - 0
23. Warren Fitzgerald (WF) - 0
23. Warren Woods Tower (WWT) - 0


2010 MHSAA LP Division 2 Girls Tennis Finals - Michigan State Univ. - June 4-5

No. 2 Singles Flight




2010 MHSAA LP Division 2 Girls Tennis Finals - Michigan State Univ. - June 4-5

No. 3 Singles Flight




2010 MHSAA LP Division 2 Girls Tennis Finals - Michigan State Univ. - June 4-5

No. 4 Singles Flight



2010 MHSAA LP Division 2 Girls Tennis Finals - Michigan State Univ. - June 4-5

No. 1 Doubles Flight



2010 MHSAA LP Division 2 Girls Tennis Finals - Michigan State Univ. - June 4-5

No. 4 Doubles Flight

